

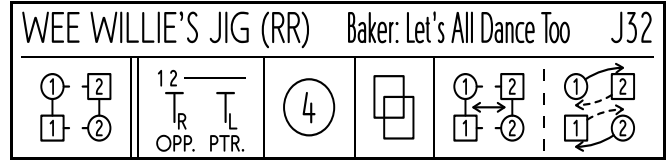


1 WEE WILLIE'S JIG J32 · 2RR

Joan Baker: Let's All Dance Too · Crib: MiniCribs · Diagram: SCDDDB Contributed Cribs & Diagrams

Round the Room, 2 facing 2

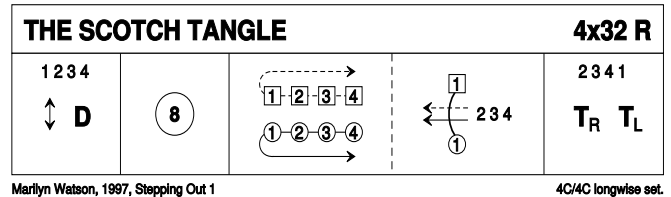
- 1-8 All turn opposite person RH, turn partner LH
- 9-16 All circle 4H round & back
- 17-24 All dance Ladies' Chain
- 25-32 All Adv+Ret & Advance passing opposite person RSh to meet new couple



2 THE SCOTCH TANGLE R32 · 4/4L

Marilyn Watson: Stepping Out Part 1 - Basic SCDs for beginners · Crib: E-cribs · Diagram: Keith Rose's Diagrams

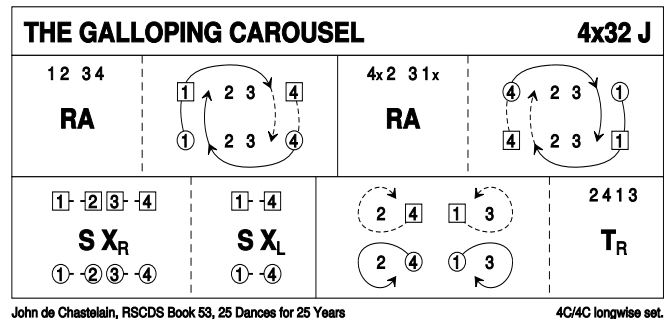
- 1- All A&R ; Dance BtoB
- 9- All circle8 and back
- 17- 1c, followed by the other couples, cast off to 4pl and form arch ; the other couples dance up (NHJ) under the arch and out (to 2,3,4,1)
- 25- All C RH turn ; LH turn



3 THE GALLOPING CAROUSEL J32 · 4/4L

John de Chastelain: RSCDS LIII 3 · Crib: E-cribs · Diagram: Keith Rose's Diagrams


- 1- 1c+2c & 3c+4c RHA ; 1W & 4M (partners following) chase clw behind sidelines to other end (4x,2,3,1x)
- 9- Repeat from new positions, to own places
- 17- 1c facing 2c & 3c facing 4c set | change places RH ; 1c+4c repeat LH (2,4,1,3)
- 25- 1c & 4c dance out between nearest end couple and cast back ; all C turn RH (2,4,1,3)



4 MR WATSON'S FAVOURITE R32 · 2/4L

RSCDS Graded 9 · Crib: E-cribs · Diagram: Keith Rose's Diagrams

- 1- 1c+2c Promenade (1,2)
- 9- 1c down the middle and up
- 17- 1c+2c Allemande
- 25- 2c+1c Circle4 and back






5 THE AVIATOR J32 · 3/4L

Carola Fischer: RSCDS LII 9 · Crib: E-cribs · Diagram: SCDDDB Contributed Cribs & Diagrams

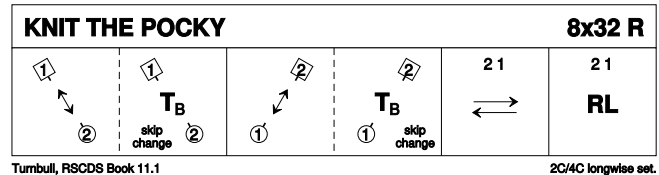
- 1- 1c lead down (2c up), on [4] 1W crosses in front and, 1M following, casts up (round any standing M), to finish 1c in 2pl facing 3W
- 9- 3W+1c+2M Rsh lead-change diag. Reel3 ; 1M dancing the full reel, **while for [13-16]** 1W turns 3M LH to finish behind 1M, both on midline facing up
- 17- 2W+1c+3M Rsh lead-change diag. Reel3 ; 1W dancing the full reel, **while for [21-24]** 1M turns 3W LH to finish 1c in 2plx, 1W facing out
- 25- 1c dance up (1W Rsh to 2M, 1M Rsh to 2W) | 1c dance Rsh round 2W to 2pl | All set.



6 KNIT THE POCKY R32 · 2/4L

Turnbull (19C): RSCDS XI 1 · Crib: E-cribs · Diagram: Keith Rose's Diagrams

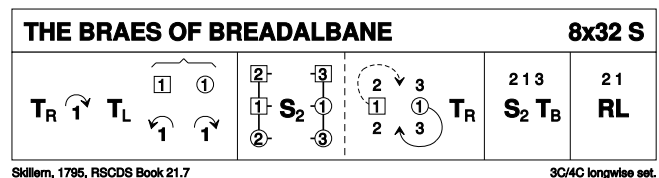
- 1- 1W+2M A&R ; turn BH (skip change of step)
- 9- 1M+2W repeat
- 17- 1c followed by 2c (dancing up to begin) lead down the middle ; up the middle (2c leading) to exchanged places
- 25- 2c+1c R&L



7 THE BRAES OF BREADALBANE S32 · 3/4L

Thomas Skillern: RSCDS XXI 7 · Crib: E-cribs · Diagram: Keith Rose's Diagrams

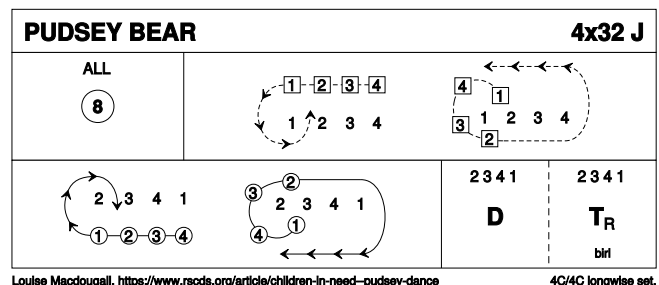
- 1- 1c Turn RH, cast off (2c up) ; turn LH, 1M/1W cast L (down/up) to between 3c/2c
- 9- Set twice in lines of 3 across ; 1c cast back and Turn RH to (2,1,3)
- 17- All set twice in sidelines ; turn partners BH
- 25- 2c+1c R&L



8 PUDSEY BEAR J32 · 4/4L

Louise Macdougall · Crib: E-cribs · Diagram: Keith Rose's Diagrams

- 1- Circle8 and back
- 9- 1W, the other W following, cross and cast behind 1M, 1W alone loops round 1M **while** 2W, with 3W, 4W and 1W following dance behind opposite sideline to bottom, cross and cast up on own side, finishing in order (2,3,4,1)
- 17- the M repeat figure [9-16] (2,3,4,1)
- 25- All dance BtoB with P ; All turn P RH or Birl (2,3,4,1)

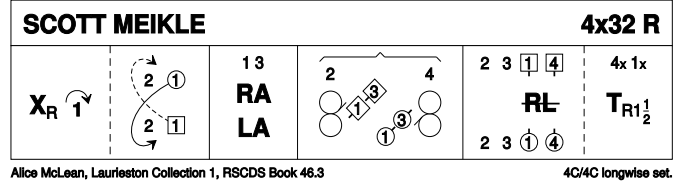




9 SCOTT MEIKLE R32 · 4/4L

Alice McLean: RSCDS XLVI 3 · Crib: E-cribs · Diagram: Keith Rose's Diagrams

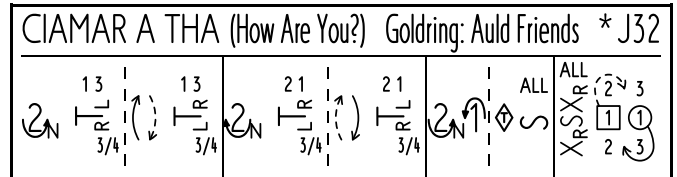
- 1- 1c cross RH | cast (2c up) ; ½ Fig8 up (2,1,3,4)
- 9- 1c+3c RHA, LHA (2,1,3,4)
- 17- Lsh opposing Reels3 across: (1W+3W behind dancing as one) with 2c and (3M+1M behind) with 4c (to 2,3,1,4)
- 25- 1c+4c ½ R&L ; turn RH 1½ (2,3,4,1)



10 CIAMAR A THA (HOW ARE YOU?) J32 · 3/4L

Roy Goldring: 3 Anniversary Dances · Crib: E-cribs · Diagram: SCDDDB Contributed Cribs & Diagrams

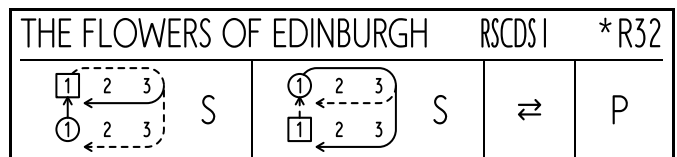
- 1- 1c dance down (2c up) NHJ | turn 3c ¾ easy hand ; cross Rsh | turn 3c ¾ easy hand
- 9- 1c dance up and repeat with 2c
- 17- 1c dance down between 3c and cast up to 2pl ; 1c Petronella Turn (M down. W up) to between end couples in facing lines across | all set
- 25- All change places RH with person opposite | all set ; change back RH (1c face out) | 1c cast R to 2pl.



11 FLOWERS OF EDINBURGH R32 · 3/4L

RSCDS I 6 · Crib: E-cribs · Diagram: SCDDDB Contributed Cribs & Diagrams

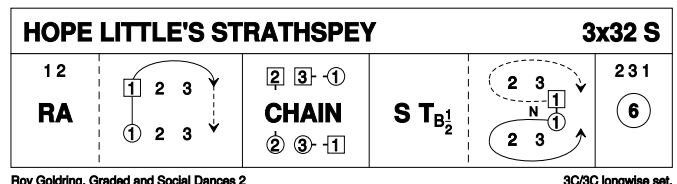
- 1- 1W followed by 1M casts off 2, 1W crosses below 3c and casts up M side **while** 1M dances up the middle, both to P's place {6} | 1c set
- 9- 1c repeat with 1M casting, finishing in original places
- 17- 1c lead down the middle and up
- 25- 1c+2c Poussette



12 HOPE LITTLE'S STRATHSPEY S32 · 3/3L

Roy Goldring: Graded and Social Dances 2 - 23 Dances · Crib: E-cribs · Diagram: Keith Rose's Diagrams

- 1- 1c+2c RHA 1W faces out ; 1W (1M following) cast behind W line to 3pl opposite side, facing 3c(2c+3c up)
- 9- 2c+3c+1c G-Chain (2c cross)
- 17- 1c set, turn BH ½ and face up ; dance to top and cast off to 3pl
- 25- 2c+3c+1c circle6 and back

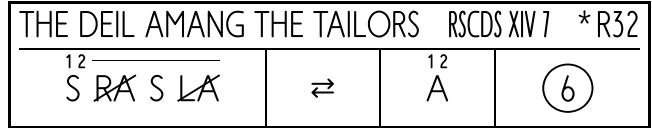




13 THE DEIL AMANG THE TAILORS R32 · 3/4L

RSCDS XIV 7 · Crib: E-cribs · Diagram: SCDDDB Contributed Cribs & Diagrams

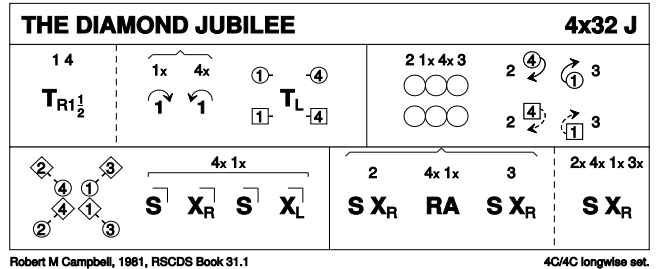
- 1- 1c+2c set, ½ RHA ; set, ½ LHA
- 9- 1c lead down the middle and up, 2c step in for
- 17- 1c+2c Allemande
- 25- 2c+1c+3c circle6 and back.



14 THE DIAMOND JUBILEE J32 · 4/4L

Robert M Campbell: RSCDS XXXI 1 · Crib: E-cribs · Diagram: Keith Rose's Diagrams

- 1- 1c+4c 1½ RH turn and face out ; cast to middle (2c+3c step to ends) | 1M+4M & 1W+4W turn LH, finish middles facing ends (2,1x,4x,3)
- 9- Reels4 on the sides, at the end 2c+3c make loops and 1c+4c do not pass but curve R to finish BtoB in the centre facing corners in a St. Andrew's Cross
- 17- 1c+4c set to corner and change place RH ; repeat with LH, finish facing centre for
- 25- 1c+4c RHA while{4} 2c+3c set and cross RH ; all set and cross RH (2,4,1,3).

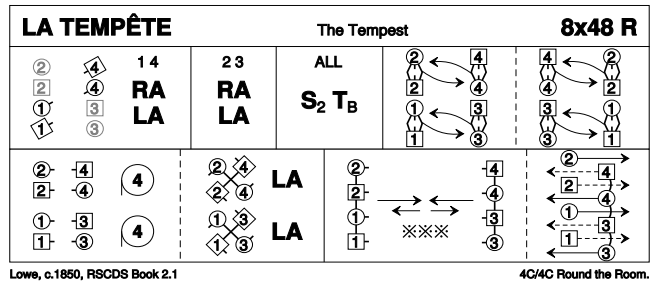


15 LA TEMPÊTE R48 · 4RR

RSCDS II 1 · Crib: E-cribs · Diagram: Keith Rose's Diagrams

1c with 2c on their L, facing 3c with 4c on their R, each M has W on the R

- 1- 1c+4c RHA ; LHA
- 9- 2c+3c RHA ; LHA
- 17- All set twice to P ; turn P BH
- 25- All C BHJ slip across (M pass BtoB) ; and back (W pass BtoB)
- 33- 2c+4c & 1c+3c circle4 to L ; LHA
- 41- All A{2}&R{1}, (All 3 claps) ; 2c+1c progress under arches made by 4c+3c to meet next 2 couples

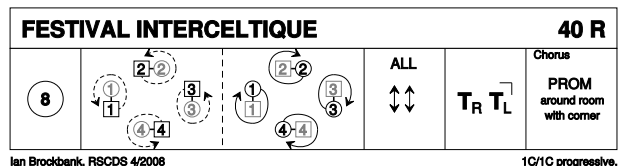


Reaching the end of the room, couples face about, M on left of W

16 FESTIVAL INTERCELTIQUE R40 · anyC

Ian Brockbank: Magazine Dances 2005-2009 · Crib: E-cribs · Diagram: Keith Rose's Diagrams

- 1- All Circle and back
- 9- All W dance cclw round P keeping NHJ raised above heads ; All M repeat clw
- 17- All C advance to centre and retire ; repeat
- 25- All turn P RH ; All turn cnr LH, into promhold, M on L
- 33- All new couples promenade freely through the room to reform circles of any size



This "mixer" dance works for any number of couples per circle