

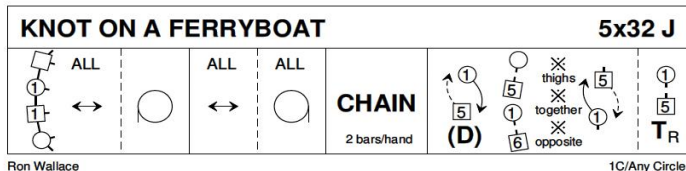


1 KNOT ON A FERRYBOAT J32 · 1RR

Ron Wallace · Crib: E-cribs · Diagram: Keith Rose's Diagrams

Couples form Big Circle RR, M on L of W

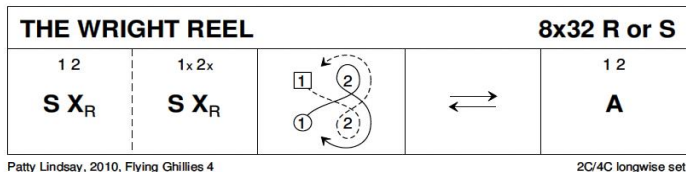
- 1- All A&R to centre ; walk (or slip) clw
- 9- All A&R to centre ; walk (or slip) cclw and all face P
- 17- Pass P RH | next LH ; next RH | next LH and meet new P
- 25- With new P dance BtoB, on [26] slap thighs, clap own hands & clap both hands with next person ; turn new P RH and reform circle



2 THE WRIGHT REEL R/S32 · 2/4L

Patricia Lindsay (Patty): The Flying Ghillies Collection Vol 4 · Crib: E-cribs · Diagram: Keith Rose's Diagrams

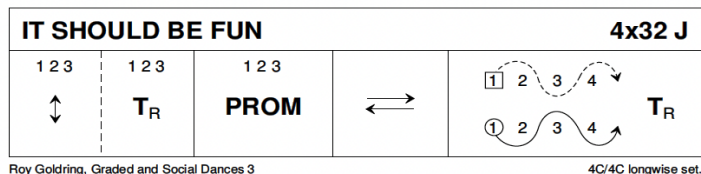
- 1- All set | cross RH ; set | cross back RH
- 9- 1c Fig8 round 2c
- 17- 1c lead down and up, finish (2c step in) for
- 25- Allemande



3 IT SHOULD BE FUN J32 · 4/4L

Roy Goldring: Graded and Social Dances 3 - 16 Dances · Crib: E-cribs · Diagram: Keith Rose's Diagrams

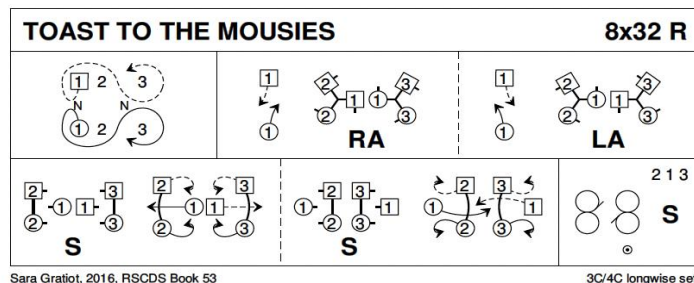
- 1- 1c+2c+3c A&R ; Turn P RH into promhold for
- 9- 1c+2c+3c Promenade
- 17- 1c lead down the middle and up, and face out
- 25- 1c cast behind 2c | dance between 3c ; cast behind 4c (2c+3c+4c up) | 1c turn RH (2,3,4,1)



4 TOAST TO THE MOUSIES R32 · 3/4L

Sara Gratiot: RSCDS LIII 13 · Crib: E-cribs · Diagram: Keith Rose's Diagrams

- 1- 1c long cast to 2pl (2c up) ; dance between 3c and cast up (2,1,3)
- 9- 2c+1W & 1M+3c RHA ; 2c+1M & 1W+3c LHA, finish 2c in 1pl facing 3c in 3pl, both NHJ, and 1c BtoB in middle, M facing up, W down
- 17- All set | 2c+3c, making arches, dance to meet as 1c dance under, finish 1c (in 1pl/3pl) facing P on midline and 2c+3c BtoB in middle, NHJ ; All set | 2c+3c making arches dance to ends, and cast into the reel **while{2}** 1c dance under arch passing P Lsh and finish between end cpl, facing 1cnr
- 25- 2c+1W & 1M+3c Lsh Reels3{6} across (2c+3c with loops) (to 2,1,3) | All set



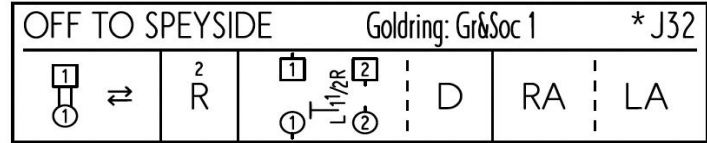
Note: after 2nd time through 1c may repeat [1-4] to get to 4pl.



5 OFF TO SPEYSIDE J32 · 2/4L

Roy Goldring: Graded and Social Dances 1 - 24 Dances · Crib: E-cribs · Diagram: SCDDDB Contributed Cribs & Diagrams

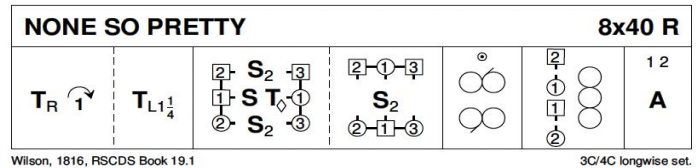
- 1- 1c slip down the middle and up
- 9- 2c repeat, finish in 2pl NHJ facing up
- 17- 1c+2c turn EH $1\frac{1}{2}$ in sideline (2c starts up the middle) ; 1c dance BtoB (2,1)
- 25- 2c+1c RHA ; LHA



6 NONE SO PRETTY R40 · 3/4L

Thomas (19C) Wilson: RSCDS XIX 1 · Crib: E-cribs · Diagram: Keith Rose's Diagrams

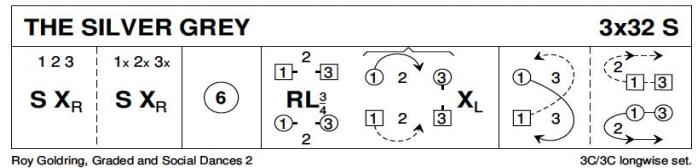
- 1- 1c turn RH, cast off (2c up) ; turn $1\frac{1}{4}$ LH to finish 1W/1M between 2c/3c
- 9- Set twice in lines across, on [11-12] 1c petronella to opposite sidelines ; 2c+1c+3c set twice (2,1x,3)
- 17- Reels3 on sidelines (Rsh to 2cnrs), 1c finish BtoB between 2c facing opposite side (no loops at the end)
- 25- 1c+2c Reel4 across, at end 1c meet as 2c curves down into
- 33- 1c+2c Allemande (2,1,3)



7 THE SILVER GREY S32 · 3/3L

Roy Goldring: Graded and Social Dances 2 - 23 Dances · Crib: E-cribs · Diagram: Keith Rose's Diagrams

- 1- All set and cross RH ; set and cross RH
- 9- All circle6 and back, finish 1c facing 3c down/up in the middle
- 17- 1c+3c $\frac{3}{4}$ of R&L up/down | 3c cross LH to sidelines **while** 1c cast off one (2c up) (to 2,1x,3)
- 25- 1c cross down into $\frac{1}{2}$ Fig8 round 3c ; 1c followed by 3c dance up (NHJ) to top and cast off to order 2,3,1

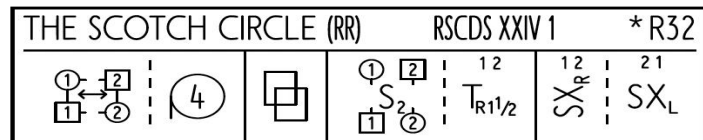


8 THE SCOTCH CIRCLE R32 · 2RR

RSCDS XXIV 1 · Crib: E-cribs · Diagram: SCDDDB Contributed Cribs & Diagrams

Couple face couple round the room

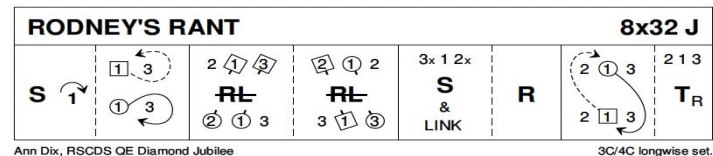
- 1- A&R NHJ ; circle4 L
- 9- L-Chain
- 17- Set twice to P ; turn P RH $1\frac{1}{2}$
- 25- Set to person opposite, cross RH ; set to P, cross LH to face next couple



9 RODNEY'S RANT J32 · 3/4L

Ann Dix: QE Diamond Jubilee Dances · Crib: E-cribs · Diagram: Keith Rose's Diagrams

- 1- 1c set | cast (2c up) ; dance between 3c and cast up (2,1,3)
- 9- Diagonal R&L (3x,1,2x)
- 17- All S&Link3 into lines across ; repeat (2,1x,3)
- 25- 1c $\frac{1}{2}$ Fig8 L (W up, M down) ; All turn P RH (2,1,3)

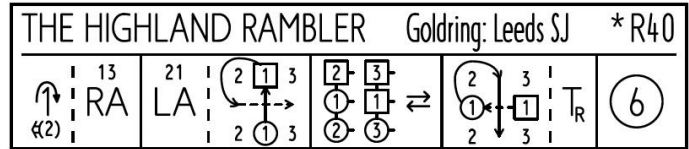


30° ANNIVERSARIO

10 THE HIGHLAND RAMBLER R40 · 3/4L

Roy Goldring: *Thirty Popular Dances, Volume Two* · Crib: *E-cribs* · Diagram: *SCDDB Contributed Cribs & Diagrams*

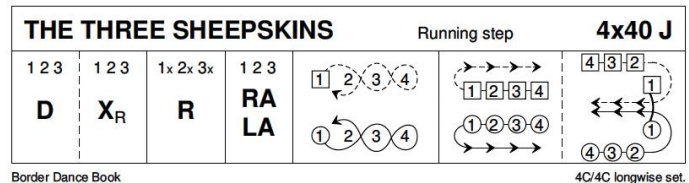
- 1-** 1c long cast to 2pl (2c up on [3-4] ;
1c+3c RHA (2,1,3)
- 9-** 2c+1c LHA, 1W faces out ; 1W
followed by 1M cast up round 2W and
down the middle of set, 1W between
3c and 1M between 2c, all facing down
- 17-** In lines of 3 down the middle (all swivel R) and up
- 25-** 1M followed by 1W dance up, cast round 2W and into 2pl ; 1c turn RH
- 33-** Circle6 and back
- THE HIGHLAND RAMBLE



11 THE THREE SHEEPSKINS J40 · 4/4L

Border Dance Book · Crib: MiniCribs · Diagram: Keith Rose's Diagrams

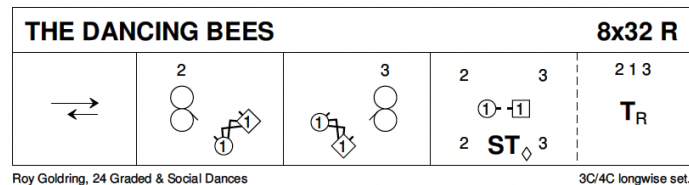
- | | | | | | | |
|--------------|--|-----------------------------|----------------------|----------|-----------|---|
| 1-8 | 1s+2s+3s dance DoSiDo & cross RH | THE THREE SHEEPSKINS | | | | R |
| 9-16 | 1s+2s+3s repeat | 1 2 3 | 1 2 3 | 1x 2x 3x | 1 2 3 | |
| 17-24 | 1s+2s+3s dance RH across & LH back | D | X_R | R | RA | |
| 25-32 | 1s weave 'out & in' around 2s+3s+4s on own sides back to place | | | | LA | |
| 33-40 | 1s cast to bottom on own sides followed by 2s+3s+4s, form an arch & 2s+3s+4s dance under to new places | Border Dance Book | | | | |



12 THE DANCING BEES R32 · 3/4L

Roy Goldring: Graded and Social Dances 1 - 24 Dances · Crib: E-cribs · Diagram: Keith Rose's Diagrams

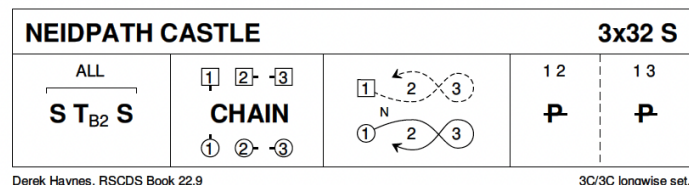
- 1-** 1c lead down the middle (2c up) ; turn inward and lead up to face 2W in promhold
- 9-** 1c in promhold Rsh Reel3 across with 2c
- 17-** 1c Reel3 across with 3c (Lsh to 3W), finish on midline facing P, M above W
- 25-** 1c set, petronella to 2pl ; All C turn RH



13 NEIDPATH CASTLE S32 · 3/3L

Derek Haynes: RSCDS XXII 9 · Crib: E-cribs · Diagram: Keith Rose's Diagrams

- 1–** All set | all turn BH twice | all set
9– G-Chain (1c cross to start)
17– 1c Fig8 on own side round 2c+3c, starting inwards. On [24] 1c+2c dance in for
25– 1c+2c ½ Poussette, on [28] 1c continue slow turn and 3c dance in ; 1c+3c ½ Poussette (2,3,1)

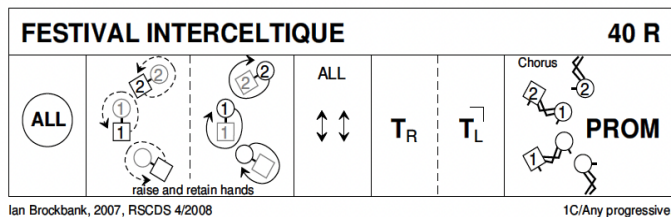




14 FESTIVAL INTERCELTIQUE R40 · anyC

Ian Brockbank: Magazine Dances 2005-2009 · Crib: E-cribs · Diagram: Keith Rose's Diagrams

- 1- All Circle and back
- 9- All W dance cclw round P keeping NHJ raised above heads ; All M repeat clw
- 17- All C advance to centre and retire ; repeat
- 25- All turn P RH ; All turn cnr LH, into promhold, M on L
- 33- All new couples promenade freely through the room to reform circles of any size

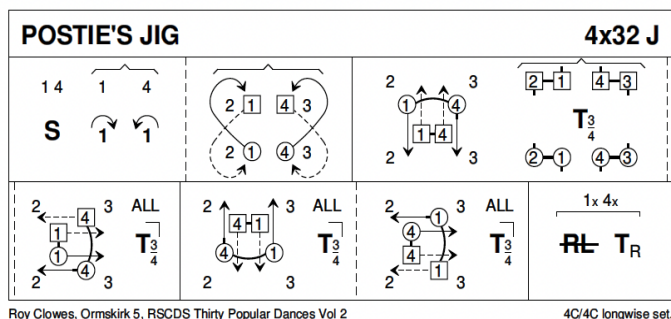


This "mixer" dance works for any number of couples per circle

15 POSTIE'S JIG J32 · 4/4L

Roy Clowes: Thirty Popular Dances, Volume Two · Crib: E-cribs · Diagram: Keith Rose's Diagrams

- 1- 1c+4c set, cast to middle positions (2c+3c step to end) ; 1c&4c ½ Fig8 round end C (2,1x,4x,3)
- 9- 1M+4M and 1W+4W cross NHJ, (W under men's arch), turn cnr ¾ with 'free' hand ; 1c facing 4c change places NHJ (arch going up), turn cnr as before
- 17- Repeat (Men's arch ; arch going up)
- 25- 1c+4c ½ R&L ; turn P RH



Note that both times the couple moving UP makes the arch.

16 FROM THE MAIN TO THE SEINE J32 · 3/4L

Anselm Lingnau · Crib: SCDDDB Contributed Cribs & Diagrams

- 1- 1c set | cross RH to 2pl [2c up] ; set | turn LH to 1cnr
- 9-10 1c set to 1cnr [1c pivot R on 10] **while** 2c set
- 11-12 1c turn ¾ RH to 2cnr pos **while** cnrs chase clw 1 pl
- 13-16 R 9-12 w/2cnr pos [1c fin facing 3cnr pos, cnrs fin diag across from orig pos]
- 17- 1c+1cnrs ½ Reel4, 1c pass LS ; 1c+2cnrs ½ Reel4 [to 213]
- 25- Circle6 to L, on 28 all cross RF over LF and pivot L ; Chase acw to 213