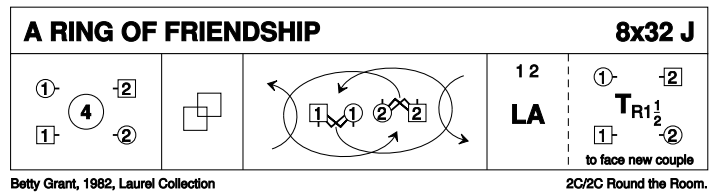


Scottish.party.easter.2026

1 A RING OF FRIENDSHIP J32 · 2RR

Betty Grant: Laurel Collection · Crib: E-cribs · Diagram: Keith Rose's Diagrams

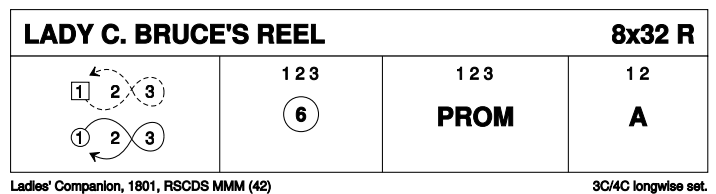
- 1- 1c+2c circle4 and back
- 9- L-Chain, end in promhold
- 17- All Promenade (passing Lsh) around two C's and back to place
- 25- 1c+2c LHA ; turn person opposite RH 1½ and move on to meet next couple



2 LADY C BRUCE'S REEL R32 · 3/4L

Miss Milligan's Miscellany of Scottish Country Dances · Crib: E-cribs · Diagram: Keith Rose's Diagrams

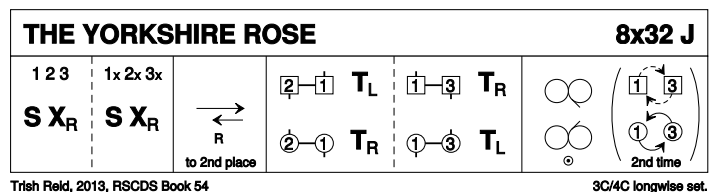
- 1- 1c, starting inwards, fig8 round 2c and 3c
- 9- Circle6 and back
- 17- 1c+2c+3c promenade
- 25- 1c+2c Allemande (2,1,3)



3 THE YORKSHIRE ROSE J32 · 3/4L

Trish Reid: RSCDS LIV 1 · Crib: MiniCribs · Diagram: Keith Rose's Diagrams

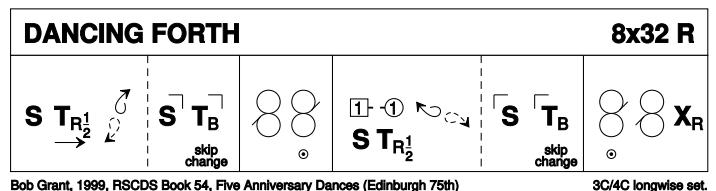
- 1-8 1s+2s+3s set & cross RH, repeat back to places
- 9-16 1s lead down the middle then lead up to 2nd places (2s step up 11-12)
- 17-24 2s+1s turn (Men RH, Ladies LH), 1s+3s turn (Men LH, Ladies RH)
- 25-32 2s+1s+3s dance reflection reels of 3 on sides with 1s out/up, 2s in/down to start (2nd time through the 1s continue the reel into 4th place)



4 DANCING FORTH R32 · 3/4L

Bob Grant: RSCDS LIV 2 · Crib: E-cribs · Diagram: Keith Rose's Diagrams

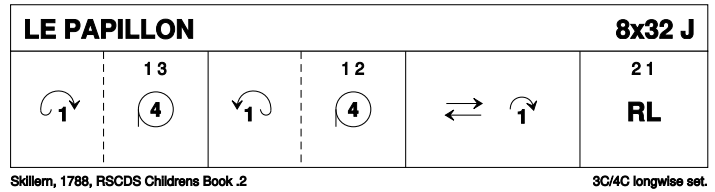
- 1- 1c set | turn RH ½ moving down to 2pl centre (2c up) and pivoting R to face 1cnrs ; 1c set | turn 1cnrs BH (skip ch) into lines3 across, 1c facing 4cnrs
- 9- Reels3 across, 1c LSh to 4cnrs. 1c between ends face P
- 17- 1c set | turn RH ½ and pivot R to face 2cnrs ; 1c set | turn 2cnrs BH (skip ch) into lines3 across, 1c facing 3cnrs
- 25- Reels3 across, 1c LSh to 3cnrs. 1c cross RH (2,1,3)



5 LE PAPILLON J32 · 3/4L

Thomas Skillern: Scottish Country Dances for Children · Crib: E-cribs · Diagram: Keith Rose's Diagrams

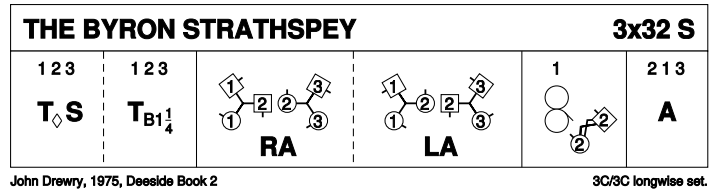
- 1- 1c (long) cast off (2c up) ; 1c+3c Circle4 left
- 9- 1c cast to the top (2c down) ; 1c+2c Circle4 left
- 17- 1c lead down {3}, up {3} | cast into 2pl (2c up)
- 25- 2c+1c R&L (2,1,3)



6 THE BYRON STRATHSPEY S32 · 3/3L

John Drewry: Deeside Book Part 2 · Crib: E-cribs · Diagram: Keith Rose's Diagrams

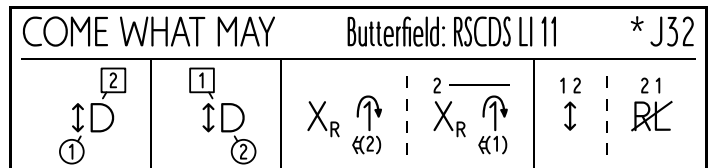
- 1- 1c+2c+3c Petronella Turn into midline, set ; all turn P BH 1¼ to (1,2,3)
- 9- "Teapots": 1c+2W & 2M+3c RHA ; 1c+2M & 2W+3c LHA , to (1,2,3) with 1c facing out and 2c facing up in promhold
- 17- 2c (promhold) +1W+1M Reel3 across (Rsh to 1W), at end all dance in for
- 25- 2c+1c+3c Allemande (to 3,1,2).



7 COME WHAT MAY J32 · 2/4L

Romaine Butterfield: RSCDS LI 11 · Crib: E-cribs · Diagram: SCDDDB Contributed Cribs & Diagrams

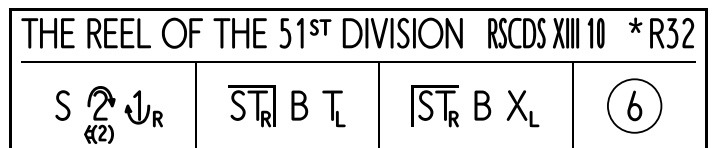
- 1- 1M+2W A&R ; dance BtoB
- 9- 1W+2M repeat
- 17- 1c cross RH | cast one (2c up) ; 2c cross RH | cast one (1c up) (1x,2x)
- 25- 1c+2c A&R ; 1c+2c ½ R&L



8 THE REEL OF THE 51ST DIVISION R32 · 3/4L

James Edward McCartney Atkinson: RSCDS XIII 10 · Crib: E-cribs · Diagram: SCDDDB Contributed Cribs & Diagrams

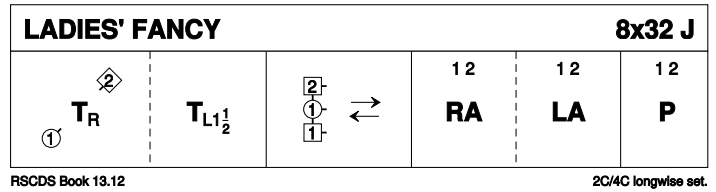
- 1- 1c set | cast off two places (2c up) and lead up to 1cnrs
- 9- 1c set to 1cncr | turn 1cncr RH and join LH in the middle ; BiL | turn 1¼ LH to 2cnrs
- 17- Repeat with 2cnrs | cross to (2,1,3)
- 25- 2c+1c+3c circle6 and back.



9 LADIES' FANCY J32 · 2/4L

RSCDS XIII 12 · Crib: E-cribs · Diagram: Keith Rose's Diagrams

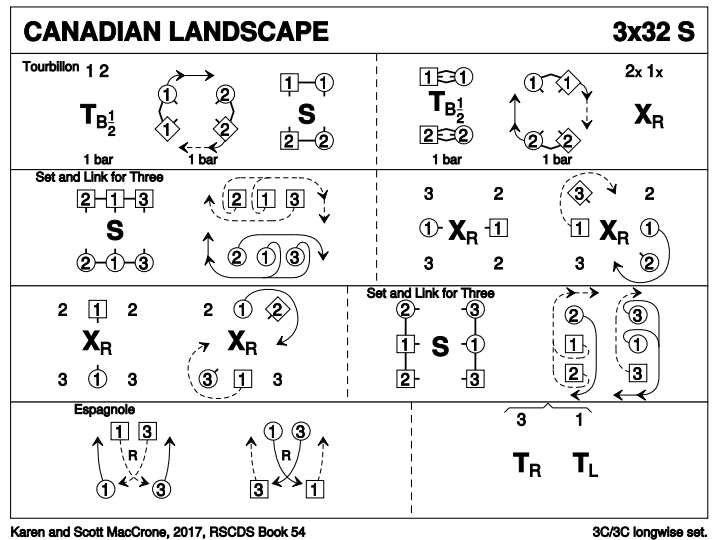
- 1- 1M+2W turn RH, to places ; 1c turn LH 1½ (2W up on [7-8]) to face down in line across 1W+1M+2W
- 9- 2W+1M+1W down the middle and up (1M hands 1W across in front as 2M joins in behind him for)
- 17- 1c+2c RHA, LHA (1,2)
- 25- 1c+2c Poussette. (2,1)



10 CANADIAN LANDSCAPE S32 · 3/3L

Karen & Scott MacCrone: RSCDS LIV 17 · Crib: E-cribs · Diagram: Keith Rose's Diagrams

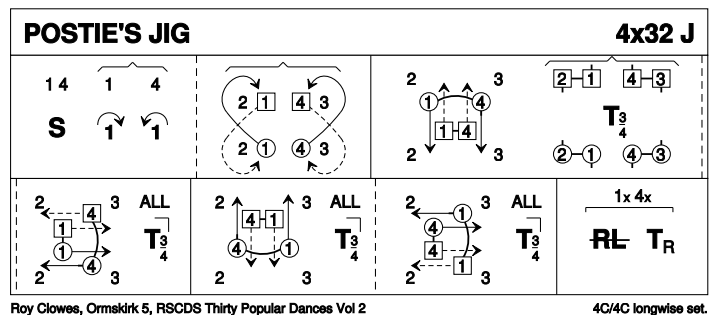
- 1- 1c+2c Tourbillon (2,1,3)
- 9- 3C Set&Link ; 1c change places RH | dance RSh round 4cnrs[pos] to 2pl. On [15-16] 3W+2M change places RH
- 17- 1c cross RH | dance RSh round 1cnrs[pos] into facing lines 3 across. On [19-20] 3M+2W change places RH ; 3C Set&Link (2,1,3)
- 25- 1c+3c Espagnole (2,3,1)



11 POSTIE'S JIG J32 · 4/4L

Roy Clowes: Thirty Popular Dances, Volume Two · Crib: E-cribs · Diagram: Keith Rose's Diagrams

- 1- 1c+4c set, cast to middle positions (2c+3c step to end) ; 1c&4c ½ Fig8 round end C (2,1x,4x,3)
- 9- 1M+4M and 1W+4W cross NHJ, (W under men's arch), turn cnr ¾ with 'free' hand ; 1c facing 4c change places NHJ (arch going up), turn cnr as before
- 17- Repeat (Men's arch ; arch going up)
- 25- 1c+4c ½ R&L ; turn P RH

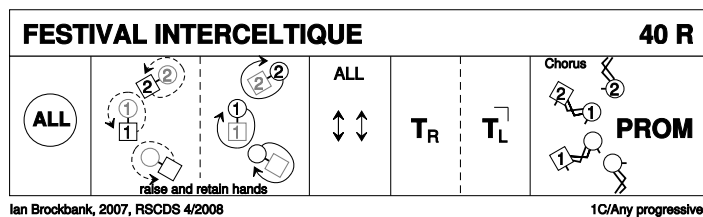


Note that both times the couple moving UP makes the arch.

12 FESTIVAL INTERCELTIQUE R40 · anyC

Ian Brockbank: Magazine Dances 2005-2009 · Crib: E-cribs · Diagram: Keith Rose's Diagrams

- 1- All Circle and back
- 9- All W dance cclw round P keeping NHJ raised above heads ; All M repeat clw
- 17- All C advance to centre and retire ; repeat
- 25- All turn P RH ; All turn cnr LH, into promhold, M on L
- 33- All new couples promenade freely through the room to reform circles of any size



This "mixer" dance works for any number of couples per circle